



**FARAM**

C.O. CO.D.





## C.O.

Design: Umberto Facchini,  
Paolo Bandiera,  
Daniele Del Missier

Una visione razionale dell'ambiente di lavoro per spazi in grado di contenere pensieri e azioni.

La funzionalità come criterio ispiratore della gamma di contenitori Faram. La coordinabilità come risposta alle esigenze estetiche di ogni ambiente.

A rational vision of the work environment for spaces that contain thoughts and actions. Functionality is the main inspiration for the range of Faram storage units. Modularity meets the aesthetical needs of every space.



Ante in vetro e ripiani a vista per mostrare, capienti cassettoni e ante per archiviare. Una composizione completa in grado di soddisfare anche le più evolute richieste di contenimento e di stile.

Glass doors and opening shelving for displaying, capacious drawers and cupboards for filing. A complete range of products meeting even the most sophisticated storage and style needs.



I contenitori Faram hanno dimensioni diverse, ognuna frutto di una precisa logica di contenimento. L'attrezzabilità interna è spinta al massimo grazie all'ampia disponibilità di accessori: dai telai porta cartelle estraibili con sistema di antiribaltamento, ai ripiani spostabili reggicartelle.

Faram storage units have various dimensions, each for a precise storage purpose. The wide range of available accessories provides for maximum flexibility of internal fit-out: from pull-out filing frames with anti-tilt system to removable shelves with file holders.



Design: Umberto Facchini,  
Paolo Bandiera,  
Daniele Del Missier

Estrema coordinabilità  
come logica per rendere  
armonioso qualunque  
ambiente.

Tutti i contenitori Faram  
sono abbinabili ai  
rispettivi programmi di  
scrivanie, sia operative  
che direzionali.

Extreme modularity  
to harmonize any  
environment.  
All Faram storage units  
can be combined with  
their desking systems,  
both operational and  
executive.



Alle strutture in melaminico colore alluminio è possibile abbinare top, ante e fianchi impiallacciati in essenza di legni pregiati: wengè, sicomoro sbiancato e teak.

The aluminium-coloured melamine carcass can be combined with fine wood veneered tops, doors and sides: in wenge, bleached sycamore and teak.





I contenitori Faram sono fra loro accostabili e uniformabili con fianchi e top continuo. Anche la base può essere resa compatta grazie all'inserimento dello zoccolo, agevolmente livellabile, anche con il mobile già montato.

Le eleganti maniglie a sviluppo orizzontale facilitano l'apertura di ante e cassetti, garantendo un'ottima presa. Il risultato è una perfetta gestione dello spazio con contenitori davvero tutti d'un pezzo.

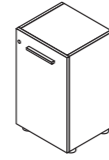
Faram storage units can be fitted together and unified with side panels and one-piece tops. The base can be filled with a skirting that is easy to level, even once the cabinet is already assembled. Elegant horizontal handles provide

a good grip, making it easy to open doors and drawers. A range of sleek storage solutions for enhanced organization of the work environment.

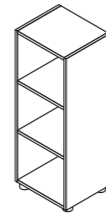
C.O.



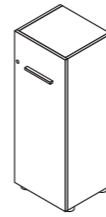
C201  
Con 1 ripiano  
With 1 shelf  
50x46x82,7



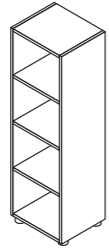
C202  
Con 1 ripiano e serratura  
With 1 shelf and lock  
50x46x82,7



C211  
Con 2 ripiani  
With 2 shelves  
50x46x130,7



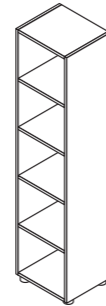
C212  
Con 2 ripiani e serratura  
With 2 shelves and lock  
50x46x130,7



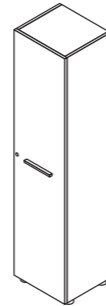
C221  
Con 3 ripiani  
With 3 shelves  
50x46x162,7



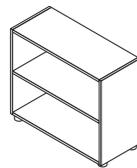
C222  
Con 3 ripiani e serratura  
With 3 shelves and lock  
50x46x162,7



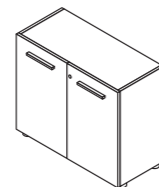
C231  
Con 4 ripiani  
With 4 shelves  
50x46x210,7



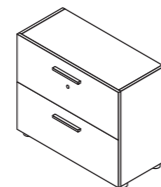
C232  
Con 4 ripiani e serratura  
With 4 shelves and lock  
50x46x210,7



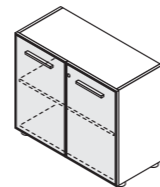
C301  
Con 1 ripiano  
With 1 shelf  
100x46x82,7



C302  
Con 1 ripiano e serratura  
With 1 shelf and lock  
100x46x82,7



C303  
Con 2 telai estraibili con serratura e portacartelle. Con antiribaltamento  
With 2 pull-out file frames with lock. With anti-tilt system  
100x46x82,7

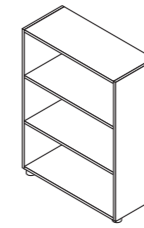


CD306  
Ante in vetro, con ripiano e serratura  
Glass doors with shelf and lock  
100x46x82,7

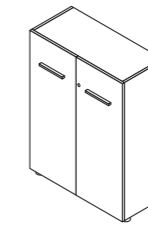
\*Senza ripiani con serratura | Without shelves, with lock

\*Con 1 ripiano e serratura | With 1 shelf and lock

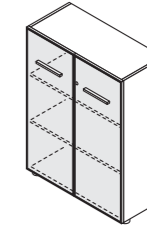
C.O.



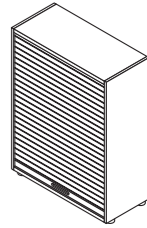
C311  
Con 2 ripiani  
With 2 shelves  
100x46x130,7



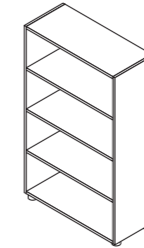
C312  
Con 2 ripiani e serratura  
With 2 shelves and lock  
100x46x130,7



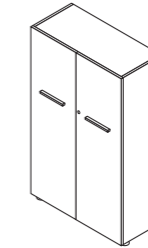
CD316  
Ante in vetro con 2 ripiani e serratura  
Glass doors with 2 shelves and lock  
100x46x130,7



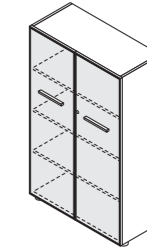
C31A  
Con 2 ripiani e serratura  
With 2 shelves and lock  
100x46x130,7



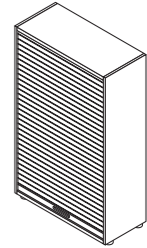
C321  
Con 3 ripiani  
With 3 shelves  
100x46x162,7



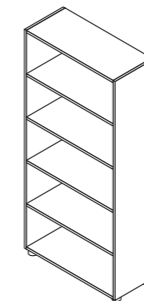
C322 - C325\*  
Con 3 ripiani e serratura  
With 3 shelves and lock  
100x46x162,7



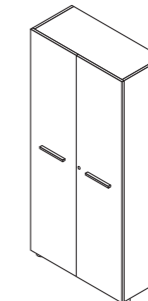
CD326  
Ante in vetro con 3 ripiani e serratura  
Glass doors with 3 shelves and lock  
50x46x162,7



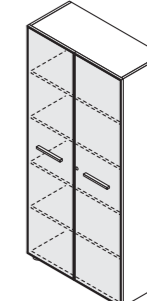
C32A  
Con 3 ripiani e serratura  
With 3 shelves and lock  
100x46x162,7



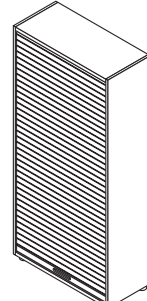
C331  
Con 4 ripiani  
With 4 shelves  
100x46x210,7



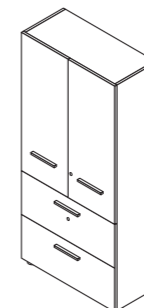
C332 - C335\*  
Con 4 ripiani e serratura  
With 4 shelves and lock  
100x46x210,7



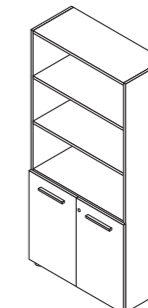
CD336  
Ante in vetro con 4 ripiani e serratura  
Glass doors with 4 shelves and lock  
100x46x210,7



C33A  
Con 4 ripiani e serratura  
With 4 shelves and lock  
100x46x210,7



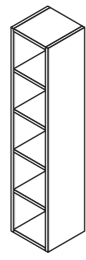
C337  
Con 3 ripiani e serratura.  
Con 2 telai estraibili con serratura e sistema di antiribaltamento  
With 3 shelves and lock  
With 2 pull-out file frames with lock and anti-tilt system  
100x46x210,7



C338  
Con 4 ripiani e serratura  
With 4 shelves and lock  
100x46x210,7

C.O.

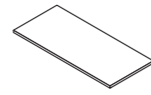
Componenti | Fittings



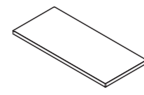
**C396**  
Divisorio in melaminico utilizzabile negli armadi C325 - C335  
Melamine shelf unit for cupboards C325 - C335  
32x34,5x154,8



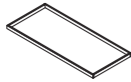
**C391**  
Fianco di finitura  
End side panel  
81,2x46x1,2  
129,2x46x1,2  
161,2x46x1,2  
209,2x46x1,2



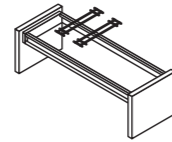
**C392**  
Top  
50x46x1,2  
100x46x1,2  
150x46x1,2  
200x46x1,2  
250x46x1,2  
300x46x1,2



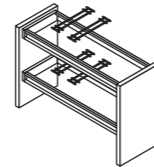
**C393**  
Ripiani spostabili in metallo  
Metal removable shelves  
46x41,6x3  
96x41,6x3



**C394**  
Zoccolo metallico RAL 9006  
RAL 9006 metal skirting  
44,9x42,5x2,8  
94,4x42,5x2,8



**C395**  
Telai estraibili portacartelle RAL 9006  
Pull-out file frame in RAL 9006  
87,4x42x30



**C397**  
Telai estraibili portacartelle RAL 9006 con antibaltamento  
Pull-out file frames in RAL 9006 with anti-tilt system  
87,4x42,5x60



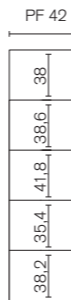
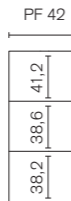
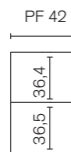
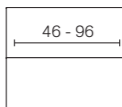
**033-038**  
Cartelle sospese per telaio/cassetteria  
Suspension files for file frames/drawers  
033 Interasse - Width cm 33: 33x25  
038 Interasse - Width cm 38: 38x25



**033B**  
Cartelle sospese per ripiano metallico a lettura verticale  
Lateral files for metal shelf  
Interasse - Width cm 33: 36x28

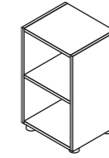


**RA**  
Riloga appendiabiti  
Coat rail

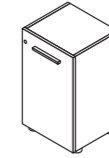


Misure interne | Internal dimensions

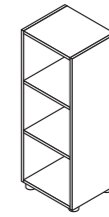
CO.D.



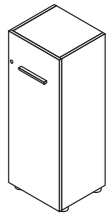
**CD201**  
Con 1 ripiano  
With 1 shelf  
50x46x82,7



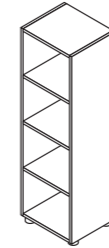
**CD202**  
Con 1 ripiano e serratura  
With 1 shelf and lock  
50x46x82,7



**CD211**  
Con 2 ripiani  
With 2 shelves  
50x46x130,7



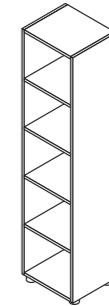
**CD212**  
Con 2 ripiani e serratura  
With 2 shelves and lock  
50x46x130,7



**CD221**  
Con 3 ripiani  
With 3 shelves  
50x46x162,7



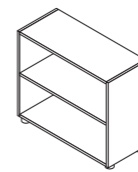
**CD222**  
Con 3 ripiani e serratura  
With 3 shelves and lock  
50x46x162,7



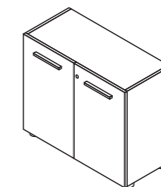
**CD231**  
Con 4 ripiani  
With 4 shelves  
50x46x210,7




**CD232**  
Con 4 ripiani e serratura  
With 4 shelves and lock  
50x46x210,7



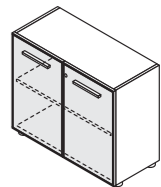
**CD301**  
Con 1 ripiano  
With 1 shelf  
100x46x82,7



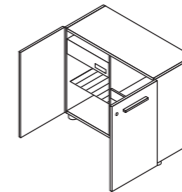
**CD302**  
Con 1 ripiano e serratura  
With 1 shelf and lock  
100x46x82,7



**CD303**  
Con 2 telai estraibili con serratura e portacartelle. Con antibaltamento.  
With 2 pull-out file frames. With lock and anti-tilt system.  
100x46x82,7

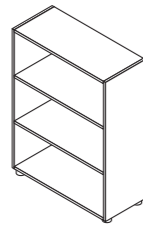


**CD306**  
Ante in vetro, con ripiano e serratura  
Glass doors with shelf and lock  
100x46x82,7

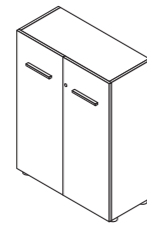


**CD305**  
Con serratura e frigo  
With lock and fridge  
100x46x82,7

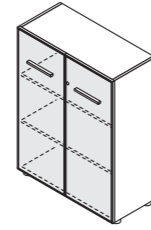
CO.D.



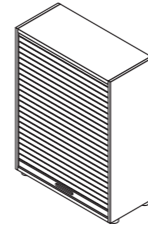
**CD311**  
Con 2 ripiani  
With 2 shelves  
100x46x130,7



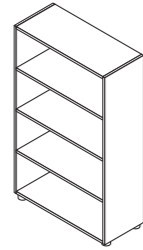
**CD312**  
Con 2 ripiani e serratura  
With 2 shelves and lock  
100x46x130,7



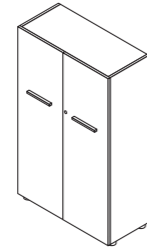
**CD316**  
Ante in vetro con 2 ripiani e serratura  
Glass doors with 2 shelves and lock  
100x46x130,7



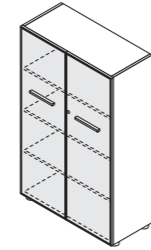
**CD31A**  
Con 2 ripiani e serratura  
With 2 shelves and lock  
100x46x130,7



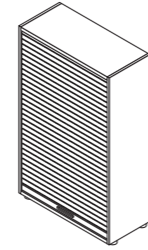
**CD321**  
Con 3 ripiani  
With 3 shelves  
100x46x162,7



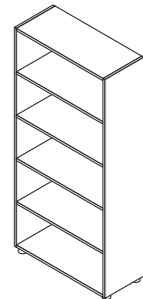
**CD322 - CD325\***  
Con 3 ripiani e serratura  
With 3 shelves and lock  
100x46x162,7



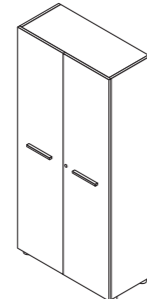
**CD326**  
Ante in vetro con 3 ripiani e serratura  
Glass doors with 3 shelves and lock  
50x46x162,7



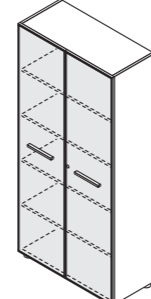
**CD32A**  
Con 3 ripiani e serratura  
With 3 shelves and lock  
100x46x162,7




**CD331**  
Con 4 ripiani  
With 4 shelves  
100x46x210,7



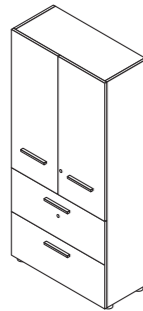
**CD332 - CD335\***  
Con 4 ripiani e serratura  
With 4 shelves and lock  
100x46x210,7



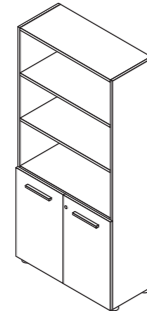
**CD336**  
Ante in vetro con 4 ripiani e serratura  
Glass doors with 4 shelves and lock  
100x46x210,7



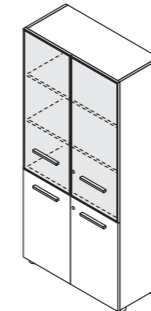
**CD33A**  
Con 4 ripiani e serratura  
With 4 shelves and lock  
100x46x210,7



**CD337**  
Con 3 ripiani e serratura.  
Con 2 telai estraibili con serratura e antiribaltamento  
With 3 shelves and lock.  
With 2 pull-out file frames with lock and anti-tilt system  
100x46x210,7



**CD338**  
Con 4 ripiani e serratura  
With 4 shelves and lock  
100x46x210,7



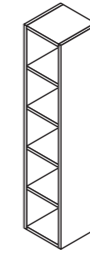
**CD339**  
Ante in vetro con 4 ripiani e serratura  
Glass doors with 4 shelves and lock  
100x46x210,7

\*Senza ripiani con serratura | \*Without shelves, with lock

\*Con 1 ripiano e serratura | \*With 1 shelf and lock

CO.D.

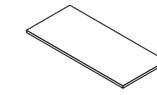
Componenti | Fittings



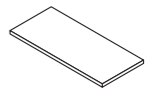
**CD396**  
Divisorio in melaminico utilizzabile negli armadi CD325 - CD335  
Melamine shelf unit for cupboards C325 - C335  
32x34,5x154,8



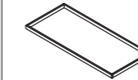
**CD391**  
Fianco di finitura  
End side panel  
81,2x46x1,2  
129,2x46x1,2  
161,2x46x1,2  
209,2x46x1,2



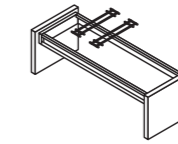
**CD392**  
Top  
50x46x1,2  
100x46x1,2  
150x46x1,2  
200x46x1,2  
250x46x1,2  
300x46x1,2



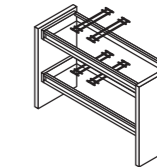
**CD393**  
Ripiani spostabili in metallo  
Metal removable shelves  
46x41,6x3  
96x41,6x3



**CD394**  
Zoccolo metallico RAL 9006  
RAL 9006 metal skirting  
44,9x42,5x2,8  
94,4x42,5x2,8



**CD395**  
Telai estraibili portacartelle RAL 9006  
Pull-out file frame in RAL 9006 frames  
87,4x42x30



**CD397**  
Telai estraibili portacartelle RAL 9006 con antiribaltamento  
Pull-out file frames in RAL 9006 with anti-tilt system  
87,4x42,5x60



**033-038**  
Cartelle sospese per telaio/cassetteria  
Suspension files for file frames/drawers  
033 Interasse - Width cm 33: 33x25  
038 Interasse - Width cm 38: 38x25

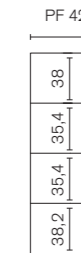
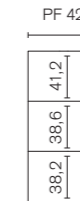
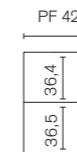
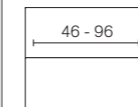


**033B**  
Cartelle sospese per ripiano metallico a lettura verticale  
Lateral files for metal shelf  
Interasse - Width cm 33: 36x28



**RA**  
Riloga appendiabiti  
Coat rail


Misure interne | Internal dimensions




FINITURE | FINISHES

C.O. - CO.D.

MELAMINICI | MELAMINE



Bianco - White




Argento/Alluminio  
Silver/Aluminium  
RAL 9006



Grigio - Grey 351



Rovere naturale  
Natural oak



Wengè - Wenge




Sicomoro - Sycamore




Noce Canaletto  
Black Walnut

LEGNI | WOOD



Wengè - Wenge



Teak - Teak



Sicomoro sbiancato  
Bleached Sycamore

SERRANDINA IN PVC  
PVC TAMBOUR DOOR



Argento/Alluminio  
Silver/Aluminium  
RAL 9006

FINITURE | FINISHES

C.O. - CO.D.

MELAMINICI | MELAMINE

Cod. MB  
Bianco - White

Cod. 49  
Argento/Alluminio - Silver/Aluminium  
RAL 9006

Cod. 55  
Grigio - Grey  
351

Cod. 45  
Rovere naturale - Natural oak

Cod. 44  
Wengè - Wenge

Cod. SC  
Sicomoro - Sycamore

Cod. NC  
Noce canaletto - Black Walnut

LEGNI | WOOD

Cod. L3  
Wengè - Wenge

Cod. L2  
Teak - Teak

Cod. SM  
Sicomoro sbiancato - Bleached Sycamore

SERRANDINA IN PVC  
PVC TAMBOUR DOOR

Cod. 49  
Argento/Alluminio - Silver/Aluminium  
RAL 9006

	C.O.					CO.D.			
	STRUTTURA CARCASS	ANTE DOORS	TOP TOP	FIANCHI SIDE PANELS	SERRANDINE TAMBOUR DOOR	STRUTTURA CARCASS	ANTE DOORS	TOP TOP	FIANCHI SIDE PANELS
Cod. MB Bianco - White		•	•	•					
Cod. 49 Argento/Alluminio - Silver/Aluminium RAL 9006	•					•			
Cod. 55 Grigio - Grey 351		•	•	•					
Cod. 45 Rovere naturale - Natural oak		•	•	•					
Cod. 44 Wengè - Wenge		•	•	•					
Cod. SC Sicomoro - Sycamore		•	•	•					
Cod. NC Noce canaletto - Black Walnut		•	•	•					

Cod. L3 Wengè - Wenge							•	•	•
Cod. L2 Teak - Teak							•	•	•
Cod. SM Sicomoro sbiancato - Bleached Sycamore							•	•	•

Cod. 49 Argento/Alluminio - Silver/Aluminium RAL 9006					•				
---	--	--	--	--	---	--	--	--	--

Concept & Layout  
claim|adv

Management  
Liberio Gregoletto

Coordination  
Thomas Maragni

Photography  
Roberto Lughì / Fotogramma

Digital Color Management  
Fotogramma

Translations  
Just!

Printing  
Grafiche Antiga

March 2008

Cod. ZZXXX7613915507

Thanks to:  
I Tre / Salzano Venezia - [www.itresrl.com](http://www.itresrl.com)  
Murano Due / Salzano Venezia - [www.muranodue.com](http://www.muranodue.com)

L'azienda si riserva a proprio insindacabile giudizio, la facoltà di modificare senza preavviso i materiali costruttivi, le caratteristiche tecniche ed estetiche, nonché le dimensioni dei propri prodotti.

The Company reserves the right to change - if it deems it necessary - materials, technical and aesthetic characteristics as well as product sizes, without prior notice.



Faram S.p.A.  
Via Schiavonesca, 71  
31040 Giavera del Montello  
Treviso - Italia

Tel. +39 0422 884811  
Fax +39 0422 882018  
faram@faram.com  
www.faram.com